





PROFITABILITY OF DIETS, NUTRITIVE VALUE, PERFORMANCE AND CECAL ACTIVITY OF GROWING RABBITS FED BEAN VEIN HAY

Marwa Abd Elmonem SULIMAN¹✉, Doaa Mohamed SABER², Mohamed Ahmed EL-MANYLAWI² and Mohamed Reda IBRAHIM²

¹By-product Research Department, Animal Production Research Institute, Agriculture Research Center, 12618 Nady El-sead St., Dokki, Giza, Egypt

²Department of Animal Production, Faculty of Agriculture, Cairo University, 12613 Gamaa St., Giza, Egypt

✉Email: marwaelaskary@gmail.com

Supporting Information

ABSTRACT: A feeding trial was conducted to study effect of bean viens hay (BVH) on the growing rabbit's performance, nutritive value and cecum activity and economic return of experimental diets. Seventy two New Zealand White (NZW) rabbits (6 week of age) were divided into 6 groups and were fed 6 experimental diets inclusion BVH and Galzym® enzyme contains cellulase, xylanase, lipase, amylase, protease, pectinase, arabinase, phytase, α -galactosidase, and β -glucosidase additives. Group 1 fed negative control (basal diet without both BVH and Galzym®) and group 2 fed positive control diets (basal diet without BVH and with Galzym®). The 3rd and 4th groups fed 25% BVH substitution of clover hay without Galzym® (T3) and with Galzym® (T4). The 5th and 6th group's rabbits fed 50% BVH substitution of clover hay without Galzym® (T5) and with Galzym® (T6). The crude fiber, NDF, ADF, ADL and cellulose were higher in BVH than those in clover hay while, CP% and digestible energy (Kcal/kg) were lower in BVH than those in clover hay. Results of interaction between BVH and Galzym® additives (treatment effect) had significant ($P < 0.05$) effect on rabbits productive performance, all nutrients digestibility except EE and DCP%, blood biochemical (TP, albumin, globulin, albumin/globulin ratio, cholesterol, ALT, and urea), and cecum activity (TVFA's and NH₃). Moreover, main effect of BVH was significantly ($P < 0.05$) improved of rabbits productive performance, nutrients digestibility (DM, OM, CP, CF, and NFE%), blood constituents (TP, albumin, globulin, and ALT), and TVFA's in cecum. Enzyme main effect had significant ($P < 0.05$) effect on FI and formation of NH₃ in rabbit's cecum. In conclusion, the dietary BVH improved the productive performance of growing rabbits without negative effect on health status. Enzyme addition increases the BVH utilization and diets profitability.

Keywords: Bean vine hay, Cecum activity, Cost, Digestibility, Rabbit.

Abbreviation: BVH: bean veins hay; FBW: final body weight; BWG: body weight gain; FI: feed intake; FCR: feed conversion ratio; CP: crude protein; CF: crude fiber; EE: ether extract; NFE: nitrogen free extract; DCP: digestible crude protein; TDN: total digestible protein; DE: digestible energy; TP: total protein; alb. Albumin; ALT: aspartate aminotransferase; AST: alanine aminotransferase; TVF's: total volatile fatty acids; g: gram; mg: milligram; U: unit; dl: deciliter; NH₃: ammonia.

INTRODUCTION

Alfalfa hay considers the best fiber source use in rabbit diets that incorporated in to diets up to 40% (Gidenne et al., 2017). One of perfect solution to reduce the cost is untraditional feedstuffs (Molina et al., 2018) and wide global orientation to reduce the feed cost of feeding programs (Gidenne et al., 2017). Using the agricultural by-products in rabbit formulation diets lead to reduction of nutritional cost without any adverse effect on productive performance (Mennani et al., 2017). The chemical composition of legumes hay is close to clover hay (Feedipedia, 2016).

The nutritional value of leguminous proteins may be limited due to anti-nutritional factors (Nalle, 2009). Legumes is a good source of starch, protein dietary fiber, oligosaccharides, phytochemicals, and minerals, also, contribute to many health benefits to the human beings (Hangen and Bennink, 2002). In Egypt, the annual production of green bean (*Phaseolus vulgaris*) is estimated about 287575 ton (FAOSTAT, 2016) and bean green by-product was around 70% (Aparicio et al., 2010). A wide common bean straw (haulms) contains on DM basis about 5–11% protein, rich fiber 38–45%, 51.1–86.4% NDF, 37.3– 56.9% ADF and 5.4–9.3% lignin (Feedipedia, 2016).

The calcium and phosphorus contain were 0.68–1.15% and 0.09–0.13%, respectively. Although legumes by products are rich in protein, the nutritional value of their proteins may be limited by the presence of anti-nutritional factors (Tadele, 2015). Indigestible components presence in some feedstuffs and reduce of specific enzymes releasing from animal bodies lead to reducing the digestion about 15–25% of the diet that animals fed (Konietzny and Greiner, 2002). Enzyme supplementation to animal diets increased the nutritive value of diets due to complementary role with endogenous enzymes for young animals not mature. Also, increase availability of some nutrients for feedstuffs contains anti-nutritional factors (Cachaldora et al., 2004).

The current study aimed to investigate the influence bean veins hay as an alternative feedstuffs of clover hay in New Zealand White (NZW) growing rabbits diets on productive performance, cecum activity of growing NZW rabbits and economic profit.

MATERIALS AND METHODS

Experiment and ethical approval

This experiment was approved under the guidelines of ethical from Cairo University, Institutional Animal Care and Use Committee (CU-IACUC, CU-II-F-6-22) and conducted in Rabbits Experimental Unit and the laboratories analyses were carried out at Department of Animal Production Department, Faculty of Agriculture, Cairo University, Giza, Egypt.

Preparation of bean veins hay and diets

The cultivated fresh bean veins hay (BVH) was obtained from fields in Giza governorate, then sun-dried, and was grinded by hammer mill chemical analysis composition (AOAC, 2000) and determination of tannins (Burn, 1971), saponin (Shany et al., 1970), and phytic acid (AOAC, 2000). The ingredients were blended with BVH and pelleted in Feed Processing Unit, Faculty of Agriculture, Cairo University. A commercial enzyme named Galzym® (Tex Biosciences Ltd., India) was added to the experimental diets. The recommended dose by the producer is 0.5 g/kg diet. Galzym® contains cellulase (10000000 U), xylanase (1500000 U), lipase (10000 U), amylase (1000000 U), protease (400000 U), pectinase (30000 U), arabinase (7000 U), phytase (500000 U), α-galactosidase (10000 U), and β-glucosidase (10000 U). Six experimental diets were: T1-basal diet (negative control, NC, diet without BVH and Galzym®), T2 (positive control, PC, without BVH and with the Galzym®), T3 (25% of clover hay in NC replaced by BVH without Galzym®), T4 (25% of clover hay in NC replaced by BVH with Galzym®), T5 (50% of clover hay in NC replaced by BVH without Galzym®), T6 (50% of clover hay in NC replaced by BVH with Galzym®). All experimental diets (Table 1) were formulated to be isonitrogenous and isocaloric, to meet all the essential nutrient requirements of growing rabbits (Lebas, 2004).

Table 1 - Experimental diets formulation and chemical composition (DM% basis).

Items	Experimental diets		Control	25% BVH	50% BVH
	Without Galzym®	With Galzym®	T1	T3	T5
			T2	T4	T6
Feed Ingredients					
Soybean meal (44%CP)			16.3	16.8	18.0
Yellow corn			13.8	13.8	13.8
Barley			13.0	13.0	13.0
Wheat bran			16.7	16.2	15.0
Clover hay			34.0	25.5	17.0
Bean vein hay (BVH)			0.0	8.5	17.0
DL-methionine			0.2	0.2	0.2
Di-Cal-phos			2.2	2.2	2.2
NaCl			0.3	0.3	0.3
Min & Vit Mix1			0.3	0.3	0.3
Anti-coccidia & fungi			0.2	0.2	0.2
Molasses			3.0	3.0	3.0
Total			100	100	100
Chemical analysis (DM basis)					
Dry matter (DM, %)			82.80	83.30	83.77
Organic matter (OM, %)			85.64	84.82	84.08
Crude protein (CP, %)			17.20	17.03	17.07
Crude fiber (CF, %)			13.90	14.67	15.44
Ether extract (EE, %)			2.20	2.24	2.29
Nitrogen free extract (NFE, %)			55.34	54.35	53.23
Ash (%)			5.08	5.52	5.97
Digestible energy (DE, Kcal/kg)2			2612	2608	2612
Calcium (%)			1.00	0.99	1.02
Total phosphors (%)			0.50	0.50	0.50

¹ Commercial vitamin and mineral premix contained (per 3 Kg premix) Vit. A 12000 000 IU, Vit. D3 3000 000 IU, Vit. E 10 000 mg, Vit. K3 2000 mg, Vit. B1 1000 mg, Vit. B2 5000 mg, Vit. B6 1500mg, Vit. B12 10 mg, Pantothenic acid 10 000 mg, Nicotenic acid 30 000 mg, Folic acid 1000 mg, Biotin 75 mg, Copper 4000 mg, Manganese 80 000 mg, Zinc 50 000 mg, Iron 30 000 mg, Iodine 500 mg, Selenium 100 mg and Cobalt 100 mg. ²DE= Digestible Energy (kcal/kg) = 4.36-0.049 × [28.924 + 0.657 (CF %)] according to Cheeke, (1987).

Animal and management

A total of 72 New Zealand White (NZW) rabbits aged 42 days weighing about 744.91 ± 5.27g were randomly allocated to 6 groups (12 rabbits/group). The experiment lasted 8 weeks (6-14 weeks of age). Rabbits housed in metal battery cages (30×35×40 cm) supplied with separated feeders. The animals were provided *ad-libitum* access to automatic nipple fresh water drinkers and pelleted feed throughout the experimental period. All animals were kept under the same hygienic conditions and management. Also, all rabbits were vaccinated against diseases.

Animal performance measurements

Rabbits and feed weights were taken every week. Rabbit's body weight were weighed individually and averaged by cage for statistical analysis. Mortality was recorded daily. Body weight (BW), body weight gain (BWG), feed intake (FI), mortality, and feed conversion ratio (FCR, g.feed : g.gain) were determined on a per cage basis, and then averaged by treatment.

Digestion trial

Rabbits divided into 6 groups of 5 rabbits each for digestion trial execution (Perenz et al., 1995). Rabbits were placed in individual metabolism cages (56×38×28 cm). Feces were collected daily before the morning meal and weighed freshly and dried at 60 °C for 24 hour in air-drying oven. The BVH, experimental diets and feces were prepared to analyze moisture, ash, nitrogen, ether extract (EE), and crude fiber (CF). Data of quantities and chemical analysis (AOAC, 2000) of feed and feces were used to calculate the nutrient digestion coefficients, nutritive value (Fekete, 1985) and digestible energy (DE Kcal/kg; Schneider and Flatt, 1975) for each dietary experimental treatment.

Blood constituents

Five rabbits from each treatment were randomly selected to collect the blood samples at the end of growing period. During slaughtering time, blood samples were collected in heparinized glass tubes and centrifuged at 3000 rpm for 20 minute, then samples were transferred and stored in deep freezer at -20°C till biochemical analysis kits assay (Purchased: Bio-diagnostic Co, Egypt). All plasma biochemical measurements; total protein (Gornall et al., 1949), albumin (Dumas and Waston, 1971), plasma globulin concentration (the difference between total protein and albumin), creatinine and urea (Folin, 1934; Tabacco et al. 1979), and aspartate aminotransferase and alanine aminotransferase (Henry, 1964) were assayed by colorimetric methods and performed according to manufacturer's instruction.

Cecum activity

All rabbits slaughtered (after 16 hour fasting) for blood constituents collection at end of 14th week also had ceca collected to determine cecum characteristics. Each sample of cecum content was strained through 4 folds of gauze and divided into 2 portions. The 1st portion was used immediately for measuring the pH value and ammonia nitrogen concentration (Conway, 1958). The 2nd portion was preserved by the addition of 1ml HCl (N/10) and 2 ml orthophosphoric acid to each 2 ml of cecum contents juice for total volatile fatty acids (TVFA's) determination (Eadie et al., 1967).

Economic profit

The calculation of economic efficiency is dependent on total cost and selling price of live body weight (2.43\$) at the time of experiment execution.

Statistical analysis

Data were analyzed using general linear model SAS software, version 9.2. (SAS Institute, 2004, USA). Duncan's multiple range test was performed to detected significant differences between means when F-test is significant. The significant was accepted at $P \leq 0.05$.

RESULTS AND DISCUSSION

Nutritional composition and phytochemicals of bean veins hay (BVH)

The estimated chemical analysis contents (DM, and CF%) of BVH were higher than those in clover hay, while, crude protein (CP%), ether extract (EE%) and nitrogen free extract (NFE%) and digestible energy (DE kcal/kg) were lower than those in clover hay (Table 2). Organic matter (OM%) and ash (%) content of BVH were similar to clover hay. The cell wall contents (NDF, ADF, ADL, hemicellulose and cellulose) of BVH were increasing when comparable of clover hay except hemicellulose was decreasing. The mineral contents (calcium and total phosphors) in BVH were lower than those in clover hay (1.43 and 0.20% vs 1.60 and 0.35%, respectively). As the same trend, the CF and CP of BVH on DM basis ranged from 38-45% and 5-11%, respectively (Feedipedia, 2016). However, the approximate analysis for BVH were 87.78% DM, 80.43% OM, 22.37% CP, 29.00% CF, 4.37% EE, 24.69% NFE, 19.57% ash, and 2000 Kcal DE/kg. Moreover, BVH cell wall contents from NDF, ADF, ADL, hemicellulose and cellulose were 47.98, 35.88, 12.45, 12.10, and 23.43 %, respectively (Lounaouci-ouyed et al., 2014; Abou El-Fadel et al., 2019). The values of phytochemicals (phytic acid, tannins, and saponins) were 1.00 g/100g DM, 1.85g/100g DM and 1.23%, respectively (Table 2). Similarly, phytic acid content of BVH was 0.5-1% (Vasić et al., 2012) and phytic acid, tannin and saponins concentration of BVH were 1.00, 1.85, and 1.23%, respectively (Mohamed, 2020). Tannins have been positive effects on animal healthy by reducing the gastro intestinal pathologies in mammals (Min et al., 2005).

Productive performance

As presented in Table 3, there were significant differences ($P < 0.05$) interaction between BVH level and Galzym® addition on final BW ($P < 0.0001$) and daily BWG ($P < 0.0001$). Final BW and daily BWG were significantly ($P < 0.05$) increased with all groups fed dietary BVH compared to control groups, with no significant differences between 25 and 50% replacement BVH levels. Final BW and BWG significantly affect ($P < 0.0001$) by substitution level of BVH, but Galzym® addition had no effect ($P = 0.52$ and $P = 0.50$, respectively). There were significant effect of dietary BVH levels ($P < 0.0001$) and Galzym® addition ($P = 0.05$) on average FI (Table 3) and a significant interaction was noted between BVH level and Galzym® addition ($P < 0.0001$). Rabbits in negative and positive control groups consumed lower ($P < 0.05$) than those in other groups. The rabbits fed two level substitution of BVH without enzyme consumed higher ($P < 0.05$) than rabbits fed BVH with enzyme groups. The crude fiber content (Table 2) in BVH (39.70%) higher than clover hay (26.00%) due to this increase the fiber content in dietary BVH increased the consumed feed (Blas and Mateos 2020). A significant interaction effect was observed between BVH level and Galzym® addition ($P = 0.05$) on FCR (Table 3). There was also significant effect of BVH levels ($P = 0.03$). While, average FCR did not differ significantly ($P = 0.07$) due to enzyme addition. Positive control had lower FCR value (2.24) followed by T6 (2.99) than other treatment groups, while negative control group had the highest FCR value (3.41). Nevertheless, the negative control rabbits was not significant difference in FCR with those fed 25 and 50% BVH without enzyme addition (T3 and T5).

As the same trend, rabbits fed high level of dried waste green bean at 30% were significantly ($P < 0.05$) increased in FBW and BWG. While, not significant differences ($P > 0.05$) were observed in consumed feed and improving FCR (Abou El-Fadel et al., 2019). The improvement in FBW, daily BWG and FI due to phytochemicals (tannins, saponins and phytic acid)

content of bean veins hay. The tannins can protect intestinal mucosa against oxidative damage and pathogens and limit peristaltic activity in digestive disorders preventing diarrhoea (Kermauner and Lavrenčič, 2008). Using the saponins as phytochemicals feed additives in pig diets caused improving the body weight, daily weight gain and feed intake Bartoš et al. (2016). Multi-enzyme addition (Natuzyim; cellulase, xylanase, β -glucanase, α -amylase, protease and lipase) not affected ($P>0.05$) on productive performance of cross-breeds growing rabbits (Ayodele et al., 2016).

In contrast, amylofeed® enzyme (amylase, B-glucanase and B-xylanase) affected ($P<0.05$) on productive performance of growing rabbits (Cachaldora et al., 2004). Nevertheless, the productive performance of growing Algerian white rabbit was not significantly difference ($P>0.05$) when compared rabbits fed completely replacement of protein source in a basal soybean meal diet by 26% filed bean group with rabbits fed control diet group (Lounaouci-ouyed et al., 2014). Also, final BW BWG, and FCR were not significantly differences ($P>0.05$) between rabbits fed different levels of bean waste up to 30% and those fed control diet (Hervé et al., 2019). Growth rabbit's performance improved ($P<0.05$) by enzyme addition from 25-39 days of age (Gutierrez et al., 2002), protease addition (Al-Sagheer et al., 2020), and exogenous enzyme ZAD® (a biotechnical product made from natural sources) and ZAD® combined with *Lactobacillus acidophilus* (Abdel-Aziz et al. 2014). Final BW and BWG not significantly differences ($P>0.05$) between broiler fed green bean up to 16% while, broilers fed green bean with Benzyme-A (commercial enzyme contains cellulase 700000 U, amylase 100000 U, pectinase 60000 U, phytase 100000 U, xylanase 1000000 U, and carrier) were significantly ($P<0.05$) increased final BW and BWG (Abbel-Monein, 2013). The enzyme addition did not affect growth performance parameter that may be due to lower enzyme dose and amount of substrate in experimental diets (Suliman, 2012).

Table 2 - Chemical analysis and phytochemicals of clover hay and bean vein hay

Items	Clover hay	Bean vein hay (BVH)
Dry matter (DM, %)	91.95	92.70
Organic matter (OM, %)	87.50	87.27
Crude protein (CP, %)	13.45	9.67
Crude fiber (CF, %)	26.00	39.70
Neutral detergent fiber (NDF, %)	42.50	56.85
Acid detergent fiber (ADF, %)	29.50	49.40
Acid detergent lignin (ADL, %)	5.50	12.00
Hemicelluloses% ¹	13.00	7.45
Celluloses% ²	24.00	37.40
Ether extract (EE, %)	4.00	1.05
Nitrogen free extract (NFE, %)	44.05	36.50
Ash (%)	12.50	12.73
Digestible energy (DE, Kcal/kg) ³	2104.74	1664.66
Calcium (%)	1.60	1.43
Total phosphors (%)	0.35	0.20
Phytochemicals		
Phytic acid (g/100 g DM)	–	1.00
Tannin (g/100 g DM)	–	1.85
Saponins (%)	–	1.23

¹Hemicellulose% = NDF – ADF, ²cellulose% = ADF – ADL, ³DE (kcal/g) = 4.36 - 0.049 x [28.924 + 0.657 (CF %)] according to Cheeke, (1987).

Table 3 - Effect of tested diets on productive performance of NZW growing rabbits

Items	IBW (g)	FBW (g)	BWG (g/day/rabbit)	FI (g/day/rabbit)	FCR (gain: feed)
T1 (negative control)	746.11	2064.69 ^b	23.54 ^b	79.28 ^c	3.41 ^a
T2 (positive control)	743.89	2165.81 ^b	25.39 ^b	81.39 ^c	2.24 ^b
T3	742.78	2369.91 ^a	29.06 ^a	90.31 ^a	3.12 ^{ab}
T4	746.11	2334.04 ^a	28.36 ^a	86.33 ^b	3.08 ^b
T5	747.22	2335.56 ^a	28.36 ^a	90.73 ^a	3.22 ^{ab}
T6	742.78	2350.96 ^a	28.72 ^a	85.19 ^b	2.99 ^b
SEM	0.40	20.97	0.37	0.63	0.042
P-value					
Treatment effect	0.34	<0.0001	<0.0001	<0.0001	0.05
Level substitution of BVH	0.21	<0.0001	<0.0001	<0.0001	0.03
Galzym® additive effect	0.17	0.52	0.50	0.05	0.07

Mean values with different superscript letters in a column are significantly different ($p<0.05$). T1: negative control diet without BVH and Galzym®; T2: positive control diet without BVH and with the Galzym®; T3: 25% of clover hay in basal diet replaced by BVH without Galzym®; T4: 25% of clover hay in basal diet replaced by BVH with Galzym®; T5: 50% of clover hay in basal diet replaced by BVH without Galzym®; T6: 50% of clover hay in basal diet replaced by BVH with Galzym®. IBW: initial body weight; FBW: final body weight; BWG: body weight gain; FI: feed intake; FCR: feed conversion ratio.

Table 4 - Effect of tested diets on nutrients digestibility coefficients and nutritive value of tested diets

Items	Digestion coefficients (%)						Nutritive value		
	DM	OM	CP	CF	EE	NFE	DCP%	TDN%	DE Kcal/kg
T1(negative control)	60.15 ^b	63.70 ^c	75.15 ^b	44.92 ^b	75.37	73.83 ^c	13.22	65.32 ^c	2893.70 ^c
T2 (positive control)	64.96 ^a	66.90 ^b	75.69 ^b	45.57 ^b	75.79	78.61 ^{ab}	13.43	68.12 ^{ab}	3017.85 ^{ab}
T3	66.57 ^a	68.74 ^a	77.79 ^a	50.14 ^{ab}	76.99	80.30 ^a	13.51	68.29 ^a	3025.17 ^a
T4	65.89 ^a	67.28 ^{ab}	77.81 ^a	51.31 ^a	77.37	77.69 ^b	13.40	66.81 ^{ab}	2959.68 ^{ab}
T5	65.09 ^a	66.72 ^b	76.11 ^b	51.57 ^a	77.05	77.61 ^b	13.63	66.65 ^{bc}	2952.74 ^{bc}
T6	64.71 ^a	66.67 ^b	77.98 ^a	53.50 ^a	76.77	77.43 ^b	13.55	67.41 ^{ab}	2986.51 ^{ab}
SEM	0.48	0.36	0.30	0.90	0.38	0.47	0.05	0.003	0.003
P-value									
Treatment effect	<0.0001	0.0002	0.003	0.009	0.650	0.0001	0.300	0.003	0.003
Level substitution of BVH	0.002	0.005	0.001	0.005	0.190	0.049	0.110	0.460	0.460
Galzym [®] additive effect	0.200	0.460	0.190	0.500	0.820	0.500	0.590	0.200	0.200

Mean values with different superscript letters in a column are significantly different ($p < 0.05$). T1: negative control diet without BVH and Galzym[®]; T2: positive control diet without BVH and with the Galzym[®]; T3: 25% of clover hay in basal diet replaced by BVH without Galzym[®]; T4: 25% of clover hay in basal diet replaced by BVH with Galzym[®]; T5: 50% of clover hay in basal diet replaced by BVH without Galzym[®]; T6: 50% of clover hay in basal diet replaced by BVH with Galzym[®]. DM: dry matter; OM: organic matter; CP: crude protein; CF: crude fiber; EE: ether extract; NFE: nitrogen free extract; DCP: digestible crude protein; TDN: total digestible nutrients; DE: digestible energy.

Nutrients digestibility coefficients and nutritive value

As presented in Table 4, there were significant differences in digestibility coefficients of DM ($P < 0.0001$), OM ($P = 0.0002$), CP ($P = 0.003$), CF ($P = 0.009$), and NFE ($P = 0.0001$) due to interaction between BVH level and Galzym[®] addition, but EE digestibility not affected ($P = 0.65$). The negative control group (T1) was significantly ($P < 0.05$) decreased in DM%, OM%, and NFE% digestibilities in comparison with other experimental groups. The CP% and CF% digestibility coefficients improved ($P < 0.05$) with different levels of BVH except CP% of T5 not improved. The NFE% digestion coefficient recorded best value ($P < 0.05$) with T3 group compared with all experimental groups except positive control group. The effect of BVH level substitution did statistically ($P < 0.05$) affected on all nutrients digestion except EE digestion was not effect, while enzyme addition was not effect ($P > 0.05$). The inclusion of dietary filed bean in rabbits not affected ($P > 0.05$) on nutrient digestion coefficient (Lounaoui-ouyed et al., 2014). For nutritive value (Table 4), there were significant interaction between BVH level and enzyme addition on total digestible nutrients (TDN%; $P = 0.003$) and digestible energy (DEKcal/kg; $P = 0.003$), while digestible crude protein (DCP%) not affected significantly ($P = 0.300$). The TDN% and DE were significantly ($P < 0.05$) improved with all trial groups when compared to negative control group (T1) except T5 recoded not significantly. The main effects of BVH levels substitution and enzyme addition did not effect on nutritive value.

Similar results were reported for digestibility of DM, OM, NDF and ADF% of growing rabbits did not affected ($P > 0.05$) by Natuzyme addition (Ayodele et al., 2016). However, the nutrients digestibility and nutritive value (DCP%, TDN% and DE kcal/kg) improved by protease addition to growing rabbit diets (Al-Sagheer et al., 2020) Also, nutritive value of nutrients by enzyme addition (ZAD[®]) and mixed it with *Lactobacillus acidophilus* (Abdel-Aziz et al., 2014). The nutrients digestion coefficients of dietary dried green bean and nutritive value (DCP% and DE kcal/kg) were significantly ($P < 0.05$) differences (Abou El-Fadel et al., 2019). The improvement of nutrients digestion and nutritive value for BVH dietary may be due to phytochemicals content (Tannins, saponnin and phytic acid) that have been antioxidant property (Dost and Tokul, 2005). It was enhanced by protecting against oxidation and improving nutritional value (Corino and Rossi, 2021).

Plasma constituents

As presented in Table 5, the effect of interaction between BVH level and Galzym[®] addition were affected on total protein (TP g/dl; $P = 0.003$), albumin (g/dl; $P = 0.0001$), globulin (g/dl; $P = 0.030$), albumin/globulin ratio ($P = 0.0005$), cholesterol (mg/dl $P = 0.010$), ALT (U/l; $P = 0.0001$), and urea (mg/dl; $P = 0.006$). While, no significant interaction was found regarding to AST (U/l; $P = 0.120$) and creatinine (mg/dl; $P = 0.090$). The TP and albumin increased ($P < 0.05$) with T5 when compared to all tested groups included the control groups. The rabbits fed T6 and T5 diets gave the highest concentration of globulin (2.60 g/dl) and albumin/ globulin ratio (1.90), respectively. The lowest value ($P < 0.05$) of cholesterol (100 mg/dl) had recorded with rabbits fed positive control diet (T2). The ALT concentration was significantly ($P < 0.05$) decreased with different levels of dietary BVH groups (without or with Galzym[®]) compared to negative or positive control groups. The urea concentration was lowest ($P < 0.05$) with T3 (20.50mg/dl) and T6 (20.50mg/dl) groups. Moreover, there were significant differences in total protein ($P = 0.005$), albumin ($P = 0.030$), globulin ($P = 0.003$), and ALT ($P = 0.0001$) due to main effect of BVH levels substitution. Abou El-Fadel et al. (2019) observed that the rabbits fed different level of dried green bean up to 30% had significantly differences in albumin, ALT, urea, total cholesterol. However, the alternative crude fiber source caused significant effect on urea, AST and cholesterol due to lipids metabolism in growing rabbits (Petkova et al., 2011). The main effect of Galzym[®] addition had not effect ($P > 0.05$) on all plasma parameters except albumin/globulin ($P = 0.030$). As same trend, TP, albumin, globulin, cholesterol, ALT, and AST not influence ($P > 0.05$) by multi-enzyme addition (xylanase, cellulose, beta-glucanase, pectinase, amylase, protease, lipase, phytase, galactosidase, and mannanase) in growing rabbit diets (Sherif, 2018). Moreover, Abd El-Ghani et al. (2018) found that the enzyme additive significantly affect ($P < 0.05$) on AST and AST/ALT ratio concentration of growing rabbit blood.

Cecum activity

As presented in Table 6, there were significant interactions between BVH level and enzyme addition on TVFA's (mleq./100ml; $P = 0.0001$) and NH₃ (mg/100ml; $P = 0.0001$), however, no interaction effect on pH ($P = 0.640$) in cecum contents. Little effect showed in pH value with rabbits fed all dietary BVH ($P = 0.370$) and enzyme addition ($P = 0.260$). The

TVFA's was significantly ($P<0.05$) increased with rabbits fed dietary BVH without or with enzyme compared to those in control groups. The NH_3 was significantly ($P<0.05$) increased in cecum for groups fed all diets contain enzymes compared the groups fed diets without enzyme including positive control group. Probability value had significant with main effect of BVH levels substitution for TVFA's ($P=0.0001$), while NH_3 was not affected ($P=0.620$). Main effect of enzyme addition had not affected on TVFA's ($P=0.900$), while NH_3 had significant ($P=0.0001$). The improved in cecum activity explained by Petkova et al. (2011) found that alternative crude fiber sources, such as meadow hay or straw make caused a best environmental condition for benefit microbes growth in cecum which lead to better fermentation. Also, enzymes additives enhanced on microflora growth in rabbit's gut and cecum caused increasing in volatile fatty acids (VFA's) production (Abd El-Latif et al., 2008).

Economic profit

Data concerning of profitability and economic efficiency of trial diets are shown in Table 7. According the results of performance (Table 3) showed improving in FBW (g) of rabbits fed all diets contains BVH. Also, FCR improved with enzyme addition diets. The economic efficiency increased with groups fed enzyme diets including the positive control group (T2) also, this improving increased with the several levels of BVH. The net revenue and economic efficiency improved with BVH dietary without or with exogenous enzymes. The best economic efficiency observed with T6 group followed by T4, T3 and T5. Similarly, the economic profit increased with feeding growing rabbit on diets containing peanut veins hay diets (Omer et al., 2017). The economic efficiency of dietary dried waste green bean also increased due to increase the level of dried waste green bean (Abou El-Fadel et al., 2019). Inclusion of dietary bean offal in growing rabbit reduced the total feed cost (Hervé et al., 2019).

Table 5 - Effect of tested diets on blood measurements of growing NZW rabbits

Items	TP (g/dl)	Alb. (g/dl)	Globulin (g/dl)	Al/G ratio	Cholesterol (mg/dl)	Liver function		Kidneys function	
						ALT (U/l)	AST (U/l)	Creatinine (mg/dl)	Urea (mg/dl)
T1 (negative control)	6.70 ^{cb}	4.30 ^b	2.40 ^b	1.79 ^{bc}	110.00 ^a	34.05 ^a	12.17	1.00	21.82 ^a
T2 (positive control)	6.35 ^c	4.00 ^c	2.35 ^b	1.70 ^{cd}	100.00 ^b	29.40 ^b	11.54	0.95	22.50 ^a
T3	6.65 ^{bc}	4.30 ^b	2.35 ^b	1.83 ^{ab}	108.00 ^a	24.30 ^c	11.09	0.95	20.50 ^b
T4	6.60 ^{bc}	4.30 ^b	2.30 ^b	1.87 ^{ab}	107.50 ^a	24.20 ^c	11.75	1.20	22.17 ^a
T5	7.25 ^a	4.75 ^a	2.50 ^{ab}	1.90 ^a	112.50 ^a	24.25 ^c	11.78	1.00	21.67 ^a
T6	6.85 ^b	4.25 ^b	2.60 ^a	1.64 ^d	112.50 ^a	24.25 ^c	12.52	1.00	20.50 ^b
SEM	0.078	0.059	0.032	0.0005	1.25	0.90	0.159	0.29	0.22
P-value									
Treatment effect	0.003	0.0001	0.030	0.0005	0.010	0.0001	0.120	0.090	0.006
Level substitution of BVH	0.005	0.030	0.003	0.210	0.370	0.0001	0.180	0.370	0.110
Galzym [®] additive effect	0.080	0.200	0.990	0.030	0.170	0.610	0.420	0.260	0.390

Mean values with different superscript letters in a column are significantly different ($p<0.05$). TP: total protein; Alb.: albumin; Al/G: albumin globulin ratio; AST: aspartate aminotransferase; ALT: alanine aminotransferase; T1: negative control diet without BVH and Galzym[®]; T2: positive control diet without BVH and with the Galzym[®]; T3: 25% of clover hay in basal diet replaced by BVH without Galzym[®]; T4: 25% of clover hay in basal diet replaced by BVH with Galzym[®]; T5: 50% of clover hay in basal diet replaced by BVH without Galzym[®]; T6: 50% of clover hay in basal diet replaced by BVH with Galzym[®].

Table 6 - Effect of tested diets on cecum activity of growing NZW rabbits

Items	pH	TVFA's (mleq./100 ml)	NH_3 (mg/100 ml)
T1(negative control)	5.94	5.23 ^c	6.84 ^b
T2 (positive control)	6.00	5.30 ^c	9.37 ^a
T3	6.87	6.17 ^b	7.55 ^b
T4	5.97	6.40 ^b	9.92 ^a
T5	6.00	6.80 ^a	7.70 ^b
T6	6.03	6.40 ^b	9.15 ^a
SEM	0.03	0.13	0.26
P-value			
Treatment effect	0.64	0.0001	0.0001
Level substitution of BVH	0.37	0.0001	0.62
Galzym [®] additive effect	0.26	0.90	0.0001

Mean values with different superscript letters in a column are significantly different ($p<0.05$). TVFA's: total volatile fatty acids; NH_3 : ammonia production; T1: negative control diet without BVH and Galzym[®]; T2: positive control diet without BVH and with the Galzym[®]; T3: 25% of clover hay in basal diet replaced by BVH without Galzym[®]; T4: 25% of clover hay in basal diet replaced by BVH with Galzym[®]; T5: 50% of clover hay in basal diet replaced by BVH without Galzym[®]; T6: 50% of clover hay in basal diet replaced by BVH with Galzym[®].

Table 7 - Effect of tested diets on economic profit

Items	Experimental treatments					
	T1	T2	T3	T4	T5	T6
Total average weight (kg)	1.32	1.42	1.63	1.59	1.59	1.61
Price of one kg body weight (\$)	2.43	2.43	2.43	2.43	2.43	2.43
Selling price/rabbit (\$)(A)	3.21	3.46	3.96	3.86	3.86	3.91
Total feed intake (kg)	4.44	4.56	5.06	4.83	5.08	4.77
Price/kg feed(\$)	0.23	0.23	0.23	0.23	0.23	0.23
Total feed cost/rabbit (\$)(B)	1.02	1.06	1.15	1.11	1.16	1.10
Net revenue (\$) ¹	2.19	2.40	2.80	2.75	2.70	2.81
Economic efficiency ²	2.14	2.27	2.43	2.47	2.33	2.56

¹Net revenue: A – B; ²Economical efficiency (%): (Net revenue / B) × 100. T1: positive control diet without BVH and Galzym®; T2: negative control diet without BVH and with the Galzym®, T3: 25% of clover hay in basal diet replaced by BVH without Galzym®; T4: 25% of clover hay in basal diet replaced by BVH with Galzym®; T5: 50% of clover hay in basal diet replaced by BVH without Galzym®; T6: 50% of clover hay in basal diet replaced by BVH with Galzym®. LE= 0.064\$

CONCLUSION

It could be concluded that BVH can be fed the New Zealand White growing rabbits from 6 to 14 week of age at 25% and 50% substitution of clover hay in basal control diet without adverse effects on performance, health status, blood biochemical parameters, and both liver and kidney functions. Bean veins hay increased the market weight of growing rabbits and improved the nutritive value. Also, bean veins hay with Galzym® enzyme addition can improve feed conversion ratio. Enzyme addition was effectively in protein and fiber digestion and ammonia production in cecum by microflora. Enzyme addition had positive effect on cost return of diets.

DECLARATIONS

Corresponding author

E-mail: marwaelaskary@gmail.com

Authors' contribution

Dr. M.A. Suliman designed the experiment, and drafted the manuscript. Dr. D.M. Saber performed the practical part, collaborated the chemical analyses and the statistical analysis, tabulation of the experimental data. Dr. M.A. Manyawi and Dr. M.R. Ibrahim collaborated in the main idea and participated in manuscript review.

Conflict of interests

The authors have declared that no competing interest exists.

REFERENCES

- Abbel-Monein MA (2013). Effect of using green beans processing by-products with and without enzyme supplementation on broilers performance and blood parameters. *Journal of Agrobiolgy*, 30(1): 43-54. DOI: <http://dx.doi.org/10.2478/agro-2013-0005>
- Abd El-Ghani AKh A, Soliman BE and Abd El-Latif Aya SA (2018). Effect of dietary sugar beet pulp and enzymes on some physiological performance of growing rabbits. 18th Conference of the Egyptian Society of Animal Production, Hurgada, Egypt, November 7 – 10. https://ejap.journals.ekb.eg/article_172235_a6429fe3b28d5d954c594825bffc5fb.pdf
- Abd El-Latif SA, Mohammed, Kh, Kawsar A, Ghaly A and Maha A Abd El-Latif (2008). Effect of using commercial enzymes on performance and some metabolic functions of rabbits fed grade levels of crude fiber. *Egyptian Poultry Science Journal*, 28(IV): 1003-1022. [Google Scholar](https://doi.org/10.1080/00141801.2008.10019154)
- Abdel-Aziz NA, El-Adawy MM, Salem AZM, Cerrillo-Soto MA, Camacho LM and Borhami BE (2014). Effects of Exogenous Enzymes, *Lactobacillus acidophilus* or their Combination on Feed Intake, Digestibility and Performance of Rabbits Fed Sugarcane Bagasse. *Animal Nutrition Feed Technology* 14: 137-145. <https://core.ac.uk/download/pdf/80534242.pdf>
- Abou El-Fadel MH, Amira S El-Deghadi and Morsy WA (2019). Effect of incorporating processing dried waste of green bean (*Phaseolus vulgaris*) in growing rabbits diets. *Egypt Journal Nutrition and Feeds*, 22(1): 107-117. DOI: <https://dx.doi.org/10.21608/ejnf.2019.75845>
- Al-Sagheer AA, Abdel-Rahman G, Mohamed S Ayyat, Gabr HA and Elsisi Gihan F (2020). Productive performance response of growing rabbits to dietary protein reduction and supplementation of pyridoxine, protease, and zinc. *Anais da Academia Brasileira de Ciências*, 92(3): 2-15. DOI: <https://doi.org/10.1590/0001-3765202020180989>
- Aparicio IM, Cuenca AR, Villanueva-Suárez MJ, Revilla MAZ and Sanz MDT (2010). Pea pod, broad bean pod and okara, potential sources of functional compounds. *Food Science and Technology*, 43(9): 1467-1470. DOI: <http://dx.doi.org/10.1016/j.lwt.2010.05.008>
- AOAC (2000). Association of official Analytical chemists. *Official Methods of Analysis*. 14th Edition. Washington, D.C.
- Ayodele SO, Oloruntoola OD and Agbede JO (2016). Effect of *Alchornea cordifolia* leaf meal inclusion and enzyme supplementation on performance and digestibility of rabbits. *World Rabbit Science* 24(3): 201-206. DOI: <https://doi.org/10.4995/wrs.2016.3933>
- Bartoš P, Dolan A, Smutný L, Šístková M, Celjak I, Šoch M, Havelka Z (2016). Effects of phytogenic feed additives on growth performance and on ammonia and greenhouse gases emissions in growing-finishing pigs. *Animal Feed Science and Technology*, 213: 143-148. <https://www.cabdirect.org/cabdirect/abstract/20163078465>
- Blas CD, and Mateos GG (2020). Feed formulation. In *Nutrition of the rabbit*. Cab International, Wallingford, UK. pp. 243-253. <https://doi.org/10.1079/9781789241273.0243>
- Burn RE (1971). Method for estimation of tannin in grain sorghum. *Agronomy Journal*, 163: 511-519. DOI: <https://doi.org/10.2134/agronj1971.00021962006300030050x>

- Cachaldora P, Nicodemus N, Garcia J, Carabaño R and De Blas JC (2004). Efficacy of amylofeed® in growing rabbit diets. *World Rabbit Science*, 12(1): 23-31. DOI: <http://dx.doi.org/10.4995/wrs.2004.583>
- Cheeke PR (1987). *Rabbit Feeding and Nutrition*. Academic Press, Orlando, Florida, USA. pp. 376. [Google Scholar](#)
- Conway EJ (1958). *Micro-Diffusion Analysis and Volumetric Error* 4th Edition. The McMillan Co., New York. DOI: <https://doi.org/10.1021/ed018p100.1>
- Corino C and Rossi R (2021). Antioxidants in Animal Nutrition, Antioxidants, 10(1877): 1-4. DOI: <https://doi.org/10.3390/antiox10121877>
- Duncan DB (1955). Multiple Range and Multiple F-Test. *Biometrics*, 11:1-42. DOI: <http://dx.doi.org/10.2307/3001478>
- Doumas BT and Weston W (1971). Albumin standards and measurement of plasma albumin with bromocresol green. *Clinica Chimica Acta*. 31(1):87-96. DOI: [https://doi.org/10.1016/0009-8981\(71\)90365-2](https://doi.org/10.1016/0009-8981(71)90365-2)
- Dost K and Tokul O (2005). Determination of phytic acid in wheat and wheat products by reversed phase high performance liquid chromatography. *Analytica Chimica Acta*, 558: 26-27. DOI: <https://doi.org/10.1016/j.aca.2005.11.035>
- Eadie JM, Hobson PN and Mann SO (1967). A note on some comparisons between the rumen content of barley fed steers and that of young calves also fed on high concentrates rations. *Journal of Animal Production*, 9(2): 247-250. DOI: <https://doi.org/10.1017/S0003356100038514>
- FAOSTAT (2016). FAO, Rome. <http://faostat.fao.org/site/567/DesktopDefault.aspx?PageID=567>
- Feedipedia (2016). Available on: <https://www.feedipedia.org/node/695>.
- Fekete S (1985). Rabbit feeds and feeding with special regard to tropical condition. *Journal of Applied Rabbit Research*, 8:167-173. <https://www.worldcat.org/title/journal-of-applied-rabbit-research/oclc/476125850>
- Folin OZ (1934). Colorimetric determination of urea and creatinine. *Journal of Physical Chemistry*, 228-268.
- Gidenne T, Garreau H, Drouilhet L, Aubert C and Maertens L (2017). Improving feed efficiency in rabbit production, a review on nutritional, technico-economical, genetic and environmental aspects. *Animal Feed Science and Technology*, 225(March): 109-122. DOI: <https://doi.org/10.1016/j.anifeedsci.2017.01.016>
- Gornall A G, Bardawill CJ and David M (1949). Determination of plasma protein by means of the biuret reaction. *Journal of Biological Chemistry*, 177: 751. [https://www.jbc.org/article/S0021-9258\(18\)57021-6/pdf](https://www.jbc.org/article/S0021-9258(18)57021-6/pdf)
- Gutierrez I, Espinosa A, Garcia J, Carabaño R and De Blas JC (2002). Effects of starch and protein sources, heat processing, and exogenous enzymes in starter diets for early weaned rabbits. *Animal Feed Science and Technology*, 98(3-4): 175-186. DOI: [https://doi.org/10.1016/S0377-8401\(02\)00028-7](https://doi.org/10.1016/S0377-8401(02)00028-7)
- Hangen L and Bennink MR (2002). Consumption of Black Beans and Navy Beans (*Phaseolus vulgaris*) Reduced Azoxymethane-Induced Colon Cancer in Rats. *Nutrition and Cancer*, 44:60-65. DOI: https://doi.org/10.1207/S15327914NC441_8
- Henry RJ (1964). *Clinical Chemistry, Principles and Technics*. Harper row Publishers New York. DOI: <https://doi.org/10.1001/jama.1964.03070130055036>
- Hervé M K, Ferdinand N, Blaise F L and Alexis T (2019). Performances of Rabbit Fed Diets with Graded Levels of Bean Offal (*Phaseolus vulgaris* L.). *Asian Journal Research in Animal and Veterinary Sciences*, 3(2): 1-7. <https://journalajravs.com/index.php/AJRAVS/article/view/30041>
- Kermauner A and Lavrenčić A (2008) Supplementation of rabbit diet with chestnut wood extract: Effect on in vitro gas production from two sources of protein. In Proceedings of the 9th world rabbit congress (689-693), 10-13 June 2008, Verona, Italy. <http://world-rabbit-science.com/WRSA-Proceedings/Congress-2008-Verona/Papers/N-Kermauner2.pdf>
- Konietzny U and Greiner R (2002). Molecular and catalytic properties of phytate-degrading enzymes (phytases). *International Journal Food Science and Technology*, 37(7):791-812. DOI: <https://doi.org/10.1046/j.1365-2621.2002.00617.x>
- Lebas F (2004). Reflections on rabbit nutrition with special emphasis on feed ingredients utilization. In: Becerril, C.M. and Pro, A (Editors) Proceedings of the 8th World Rabbit Congress, Puebla. Colegio de Postgraduados, Montecillo, Spain, pp. 686-736. <https://northernpulse.com/uploads/resources/527/rabbit-nutrition-with-emphasis-on-ingredient-utilization.pdf>
- Lounaouci-Ouyed G, Berchiche M and Gidenne T (2014). Effects of substitution of soybean meal-alfalfa-maize by a combination of field bean or pea with hard wheat bran on digestion and growth performance in rabbits in Algeria. *World Rabbit Science*, 22(2): 137-146. DOI: <https://doi.org/10.4995/wrs.2014.1487>
- Mennani A, Arbouche R, Arbouche M E, Arbouche F and Arbouche H S (2017). Effects of incorporating agro by-products into diet of New Zealand rabbits: Case of rebus of date and apricot kernel meal. *Veterinary World*, 10(12): 1456-1463. DOI: <https://doi.org/10.14202/vetworld.2017.1456-1463>
- Min B R, Hart S P, Miller D, Tomita G M, Loetz E and Sahlü T (2005). The effect of grazing forage containing condensed tannins on gastrointestinal parasite infection and milk composition in Angora does. *Veterinary Parasitology*, 130: 105-113. DOI: <https://doi.org/10.1016/j.vetpar.2005.03.011>
- Mohamed Doaa M. (2020). Evaluation of legumes hay with enzymes in growing rabbit diets. Ph.D thesis, Faculty of Agriculture, Cairo University, Egypt. [Article Link](#)
- Molina E, Moreno-Rojas P G R, Quintero K M and Sánchez-Urdaneta A (2018). Effect of the inclusion of *Amaranthus dubius* in diets on carcass characteristics and meat quality of fattening rabbits *Journal of Applied Animal Research*, 46(1): 218-223. DOI: <https://doi.org/10.1080/09712119.2017.1287078>
- Nalle CL (2009). Nutritional Evaluation of Grain Legumes for Poultry. Ph.D Thesis, Massey University, Palmerston North, New Zealand, Pp. 202. <https://mro.massey.ac.nz/bitstream/handle/10179/1021/02whole.pdf?sequence=1&isAllowed=y>
- Omer H A A, El Karamany M F, Ahmed S M, Abdel-Magid Soha S and Bakry B A (2017). Using field crop by-products for feeding rabbits. *Bioscience Research*, 14(2): 224-233. [https://www.isisn.org/BR-14-2017/224-233-14\(2\)2017BR-1432.pdf](https://www.isisn.org/BR-14-2017/224-233-14(2)2017BR-1432.pdf)
- Perenz JM, Lebas F, Gidenne T, Mertens L, Xiccato G, Parigi-Bini R, et al. (1995). European reference method for in vivo determination of diet digestibility in rabbits. *World Rabbit Science*, 3(1): 41-43. DOI: <https://doi.org/10.4995/wrs.1995.239> ; <https://riunet.upv.es/handle/10251/10523> ;
- Petkova M, Grigorova S and Abadjieva D (2011). Biochemical and physiological changes in growing rabbits fed different sources of crude fiber. *Biotechnology in Animal Husbandry*, 27(3): 1367-1378. DOI: <https://doi.org/10.4995/wrs.1995.239>
- SAS (2004). *User's guide. Statistic. SAS Inst. Cary, N.C. Raleigh.* https://support.sas.com/documentation/onlinedoc/91pdf/sasdoc_91/stat_ug_7313.pdf
- Schneider BH and Flatt WP (1975). The evaluation of feeds through digestibility experiments. University of Georgia Press, USA, pp. 423. Available at: <https://lib.ugent.be/catalog/rug01:001983743>
- Shany S, Gestetner B, Birk Y and Bondi A (1970). Lucerne saponins III. Effect of lucerne saponins on larval growth and their detoxification by various sterols. *Journal of the Science of Food and Agriculture*, 21(10): 508-510. DOI: <https://doi.org/10.1002/jsfa.2740211005>
- Sherif Sara K (2018). Effect of dietary additives on growth performance, carcass traits and some blood constituents of rabbits. *Journal of Agricultural Science*, 10(1): 139-151. DOI: <https://doi.org/10.5539/jas.v10n1p139>
- Suliman M (2012). Effect of Enzymes Supplement on Utilization of Lemon and Orange Pulp in Growing Rabbit Diets. Ph.D. Thesis, Faculty of Agriculture, Cairo University, Egypt, p. 105. [Article link](#)
- Tabacco A, Meithani F, Moda E and Tarli P (1979). Simplified enzymic/colorimetric serum urea determination. *Clinical Chemistry*, 25(2):336-337. <https://pubmed.ncbi.nlm.nih.gov/759035/>
- Tadele Y (2015). Important anti-nutritional substances and inherent toxicants of feeds. *Food Science and Quality Management*, 36:40-47. <https://www.iiste.org/Journals/index.php/FSQM/article/view/19778/20140>
- Vasić MA, Tepić AN, Mihailović VM, Mikić AM, Gvozdanović-Varga JM, Šumić ZM and Todorović VJ (2012). Phytic acid content in different dry bean and faba bean landraces and cultivars. *Romanian Agricultural Research*, 29(29): 79-86. <http://fiver.ifvcns.rs/handle/123456789/1145>